

Workplace Protective Screens

Security and personal protection in the office workplace

AOS workstation protective screens can be used to shield individual workstations or entire room zones safely and with high design quality. The protective screens are made of ESG (toughened safety glass), are of high quality workmanship and equipped with a fine edge grinding and rounded safety corners. They are not only available as table top and rear table elements, but also as cabinet and counter tops as well as suspended safety shields for free suspension from the ceiling. To increase safety and as a design element, partial satin finishing with a film is recommended, depending on the positioning. This foil is available in a simple plain coloured satin finish and alternatively in a graphic reminiscent of a Mikado.

The table-top attachment panels are available in heights 680 and 880 mm in widths from 800 to 1800 mm and in height 1080 mm in widths from 800 to 1000 mm. The rear table top panels are positioned with a 200 mm downward projection. They are offered in heights of 880 and 1080 mm in widths from 800 to 1800 mm and in height 1280 mm in widths from 800 to 1000 mm. The counter and cupboard attachment panels are offered in heights 480 and 680 mm in widths from 600 to 1600 mm and in height 880 mm in widths from 600 to 1000 mm. The version with pass-through has a centrally positioned cut-out at a height of 120 mm and a width of 300 mm. The one with 2 pcs. Stainless steel kit are offered in heights 880 and 1080 mm in widths from 800 to 1800 mm and in height 1280 mm in widths from 800 to 1000 mm.



Data Workplace Protective Screens

ESG (toughened safety glass)

edges polished on all sides

Free corners rounded R 20 mm

Table clamps powder-coated RAL 9016

For panel thickness 19 to 25 mm

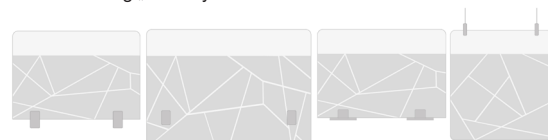
Stainless steel suspension kit up to 1500 mm

Optional for all models

(except cabinet and counter top protective screens ESG with cut-out)



01 Foil coating „Partially satin“




02 Foil coating „Mikado“

(schematic representation - original depending on size)


Model overview

On-desk protective screen ESG



Distance between the top and the table (cable routing) adjustable from 5 to 12 mm
 Incl. table fixing for panel thickness 19 to 25 mm
 Position of the brackets (data in the middle of the bracket):
 2 brackets 100 mm indented for aperture width 800 - 1000 mm
 2 brackets 200 mm indented for front panel width 1200 - 1600 mm
 3 Holder 200 mm indented or centred for 1800 mm wide front panel

Behind-desk protective screen ESG



Incl. table fixing for panel thickness 19 to 25 mm
 Position of the brackets (data in the middle of the bracket):
 2 brackets 100 mm indented for aperture width 800 - 1000 mm
 2 brackets 200 mm indented for front panel width 1200 - 1600 mm
 3 Holder 200 mm indented or centred for 1800 mm wide front panel

On-cabinet & counter top protective screen ESG



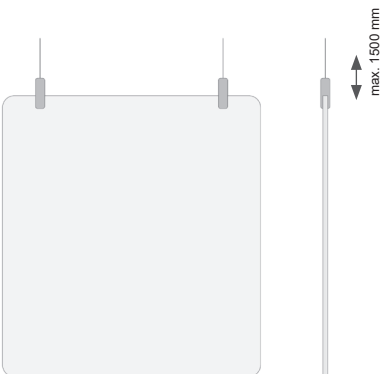
Freely positionable on counter, cupboard or table
 incl. 2 feet W/D 150/250 mm
 Position of the feet (data in the middle of the foot):
 2 feet 100 mm indented for front panel width 600 - 900 mm
 2 brackets 200 mm indented for front panel width 1000 - 1600 mm

On-cabinet & counter top protective screen ESG with cut-out



Central cut-out H/W 120/300 mm
 freely positionable on counter, cupboard or table
 incl. 2 feet W/D 150/250 mm
 Position of the feet (data in the middle of the foot):
 2 feet 75 mm indented for 600 mm wide front panel
 2 feet 100 mm indented for front panel width 800 - 900 mm
 2 feet 200 mm indented for front panel widths 1000 - 1600 mm

Suspended protective screen ESG



Incl. stainless steel suspension kit for suspension height up to max. 1500 mm
 Position of the brackets (data in the middle of the bracket):
 2 brackets 100 mm indented for aperture width 800 - 1000 mm
 2 brackets 200 mm indented for front panel width 1200 - 1800 mm

Glass protection panel suspended ESG Standard sizes mm and weights kg

Höhe \ Breite	880	1080	1280
800	9,3	11,4	13,5
900	10,4	12,8	15,2
1000	11,6	14,2	16,8
1200	13,9	17,0	-
1400	16,2	19,9	-
1600	18,5	22,7	-
1800	20,8	25,5	-